

May 2026

This document contains key information concerning the underlying funds of Sun Life Grepa Financial, Inc.'s unit-linked policies.

Launch Date	September 2020	Fund Size	PHP 271,823,296
Net Asset Value Per Unit	PHP 0.9986		

## What does the Fund invest in?

The Sun Life Grepa (SLG) Opportunity Tracker Fund is offered as a fund option to Sun Grepa Power Builder 1, Sun Grepa Power Builder 5, Sun Grepa Power Builder 10 and Sun Grepa Power Builder 100 which is an investment-linked life insurance product regulated by the Insurance Commission. The SLG Opportunity Tracker Fund is designed to provide optimum returns consisting of current income and capital growth through investment in a mix of fixed-income and equity instruments.

### Risk Profile:



**Conservative**

**Moderate**

**Aggressive**

Lower Risk Tolerance – Lower Upside Potential

Higher Risk Tolerance – Higher Upside Potential

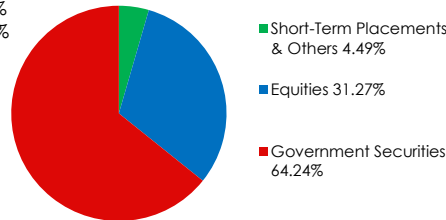
### Top Equity Holdings:

International Container Terminal, 3.98%  
 Metropolitan Bank & Trust Comp, 2.89%  
 Aboitiz Equity Ventures Inc., 2.31%  
 PLDT Inc., 2.2%  
 BDO Unibank Inc., 1.91%

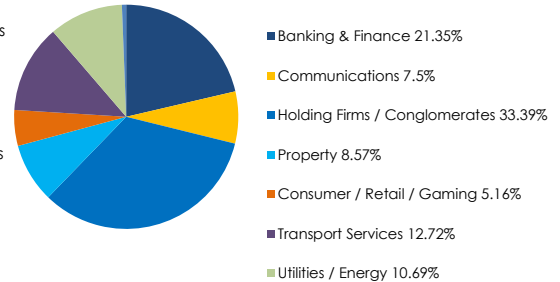
### Top Fixed Income Holdings:

Treasury Notes 2029, 8.46%  
 Treasury Notes 2035, 5.43%  
 Treasury Notes 2032, 4.63%  
 Treasury Notes 2032, 4.39%  
 Treasury Notes 2028, 4.13%

### Portfolio Mix

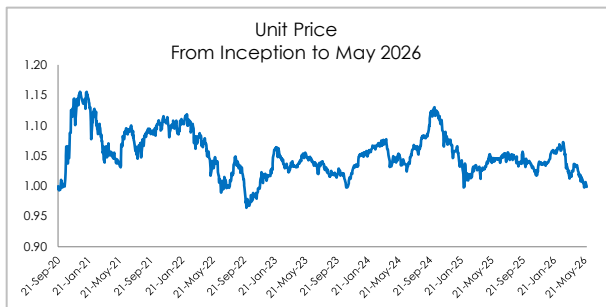


### Sector Allocation



\*Portfolio Mix & Sector Allocation may shift depending on market conditions.

## How has the Fund performed?



### SLG Opportunity Tracker Fund Absolute Return

Since Inception	YTD	1-Year	3-Year
-0.14%	-3.86%	-4.54%	-4.72%

## Market Review

- The Philippine Stock Exchange Index (PSEI) saw a decline in May as the lack of a resolution to the Iran conflict caused persistent risk-off sentiment. The PSEI lost 1.1% for the month, with May 29 marking the month-low of 5,768.76.
- In fixed income, Peso government bond yields surged with 2-5Y yields higher by as much as 60-100 basis points while 7Y-25Y yields were higher by 40-60bp.
- Inflation was the primary market driver. April CPI came in at 7.2% year-on-year, the fastest pace in three years and ahead of consensus estimates.
- The 1Q26 earnings season delivered limited positive catalysts, with mixed bank results and persistent weakness in property. Across sectors, corporates continue to flag margin pressures as elevated input costs constrain earnings growth.
- Poor market liquidity exacerbated market swings as liquidity providers were reluctant to take risk amid a volatile macro environment.
- US-Iran developments remained the key macro driver. The ceasefire stayed fragile even as Washington and Tehran moved toward talks on extending the truce, and reopening the Strait of Hormuz.
- For Peso equities, we expect range-bound trading near term at or below the 6,000 level, staying cautious and favoring defensives. Easing geopolitical risks or better domestic conditions could improve sentiment and create tactical opportunities in Philippine equities.
- For fixed income, the market is expected to remain volatile as developments in the war between the U.S. and Iran is driving expectations on oil prices and inflation.

VUL Fund performance depends on various market and economic conditions. Past performance is not a guarantee or indication of future results. Thus, returns are not guaranteed and may differ from the original investment. Information contained in this Fund Performance Report do not constitute advice. For more information on our insurance product/s, please consult a Sales Agency Associates/ Bancassurance Sales Officer.