

# FUND PERFORMANCE REPORT

## Sun Life Grepa Opportunity Tracker Fund

**Sun Life GREPA**  
Financial

July 2025

This document contains key information concerning the underlying funds of Sun Life Grepa Financial, Inc.'s unit-linked policies.

Launch Date	September 2020	Fund Size	PHP 290,192,487
Net Asset Value Per Unit	PHP 1.0433		

### What does the Fund invest in?

The Sun Life Grepa (SLG) Opportunity Tracker Fund is offered as a fund option to Sun Grepa Power Builder 1, Sun Grepa Power Builder 5, Sun Grepa Power Builder 10 and Sun Grepa Power Builder 100 which is an investment-linked life insurance product regulated by the Insurance Commission. The SLG Opportunity Tracker Fund is designed to provide optimum returns consisting of current income and capital growth through investment in a mix of fixed-income and equity instruments.

#### Risk Profile:



**Conservative**

**Moderate**

**Aggressive**

Lower Risk Tolerance – Lower Upside Potential

Higher Risk Tolerance – Higher Upside Potential

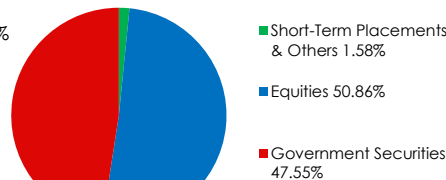
#### Top Equity Holdings:

International Container Terminal, 5.9%  
Metropolitan Bank & Trust Comp, 5.31%  
Bank of the Philippine Islands, 5.15%  
PLDT Inc., 4.31%  
SM Investments Corporation, 4.21%

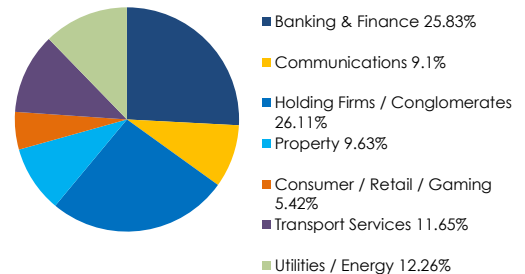
#### Top Fixed Income Holdings:

Treasury Notes 2032, 4.36%  
Treasury Notes 2029, 4.17%  
Treasury Notes 2028, 3.95%  
Treasury Notes 2028, 3.21%  
Treasury Notes 2029, 2.93%

#### Portfolio Mix

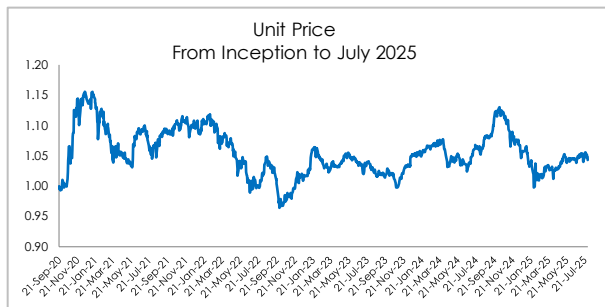


#### Sector Allocation



\*Portfolio Mix & Sector Allocation may shift depending on market conditions.

### How has the Fund performed?



#### SLG Opportunity Tracker Fund Absolute Return

Since Inception	YTD	1-Year	3-Year
4.33%	-1.28%	-1.67%	3.55%

### Market Review

- The Philippine Stock Exchange Index (PSEI) was down month on month due to various macro developments. The PSEI dropped by 1.8% and closed at 6,252.73. This close was towards the lower end of the trading range that has held for the past few months.
- The Fed (Central Bank of the US) signaled that they could cut rates by less than expected. Meanwhile, the BSP looks poised to cut rates once again, with the next policy meeting at the end of August. Inflation in June was benign again at 1.4%. The difference in rate expectations led to weakness in the Peso towards the end of July.
- In July, bond yields fell, with yields on shorter tenors down up to 12bps and yields on longer tenors down up to 9bps. The yield 3-5Y tenors rose marginally, just up to 2bps ahead of the new retail peso bond issuance.
- July CPI headline inflation was lower than expectations at 0.9% year-on-year (YoY) and is the lowest in six years.
- The PSEI continues to trade within the range of 6,200 to 6,500. Peso appreciation/depreciation could be a strong factor in the performance of the PSEI. Earnings announcements will also sway investors with sectors announcing strong earnings likely to see inflows.
- For fixed income, market participants will look to add duration given that the Bureau of Treasury has covered the upcoming bond maturities in August and September.

VUL Fund performance depends on various market and economic conditions. Past performance is not a guarantee or indication of future results. Thus, returns are not guaranteed and may differ from the original investment. Information contained in this Fund Performance Report do not constitute advice. For more information on our insurance product/s, please consult a Sales Agency Associates/ Bancassurance Sales Officer.