

This document contains key information concerning the underlying funds of Sun Life Grepa Financial, Inc.'s unit-linked policies.

Launch Date	July 2015	Fund Size	PHP 182,427,756
Net Asset Value Per Unit	PHP 0.9406		

## What does the Fund invest in?

The Sun Life Grepa (SLG) MyFuture Fund is offered as a fund option exclusive to Sun Grepa Power Builder 1, 5, 10 and 100, which are investment-linked life insurance products regulated by the Insurance Commission. The SLG MyFuture Fund is a target date fund that invests primarily in high-quality stocks and a mix of government and domestic corporate debt in accordance with an asset allocation strategy that promotes capital appreciation at the onset to maximize earning potential in the earlier years and shifts to wealth preservation to reduce exposure to risk as the maturity of the fund approaches.

### Risk Profile:

SLG MYFUTURE  
2030 FUND



Conservative

Aggressive

Lower Risk Tolerance – Lower Upside Potential

Higher Risk Tolerance – Higher Upside Potential

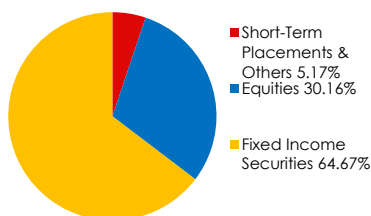
### Top Equity Holdings:

SM Investments Corporation, 3.87%  
 International Container Terminal, 3.36%  
 Bank of the Philippine Islands, 2.98%  
 BDO Unibank Inc., 2.97%  
 SM Prime Holdings Inc., 1.9%

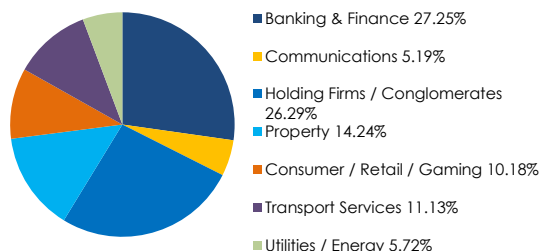
### Top Fixed Income Holdings:

Treasury Notes 2031, 27.58%  
 Treasury Notes 2030, 23.68%  
 Treasury Notes 2029, 5.68%

### Portfolio Mix

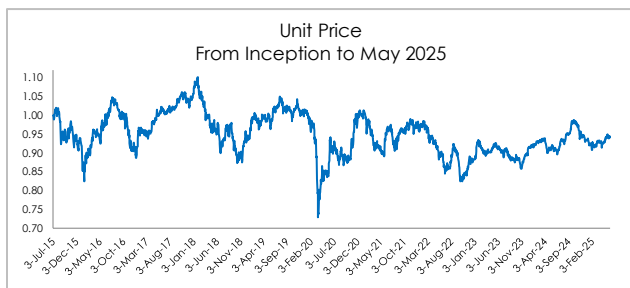


### Sector Allocation



\*Portfolio Mix & Sector Allocation may shift depending on market conditions.

## How has the Fund performed?



### SLG MyFuture 2030 Fund Absolute Return

Since Inception	YTD	1-Year	3-Year	5-Year
-5.94%	0.79%	4.04%	4.13%	7.87%

## Market Review

- The Philippine Stock Exchange Index (PSEI) was flat month on month after losing 13.46 pts or 0.2% and closed at 6,341.53. Gains made during the first half of the month were erased as the PSEI mostly traded between 6,300 and 6,500 for the month on better than average daily turnover.
- The PH economy grew by 5.4% in the first quarter of 2025. This is lower than both the government target (6% to 8%) and market estimates (~5.7%). While lower than the 5.9% growth seen in 1Q24, this was still a slight improvement from the previous quarter's 5.3% growth.
- In the local fixed income market, bond yields steepened with yields on shorter tenors down up to 17bps and yields on longer tenors higher up to 23bps. Accruals continued to be the primary positive driver of total returns for investors.
- April CPI headline inflation was at 1.4% year-on-year (YoY), lower than the March figure and the median forecast, both at 1.8%. YoY. This gave room for the BSP to continue lowering interest rates. BSP Governor Remolona suggested that 75bps worth of rate cuts is still possible for this year.
- For PH equities, the PSEI may continue to stay within the support of 6,300 and resistant of 6,600 with a slight upward bias. A strong positive catalyst such as increased foreign inflows is needed for the PSEI to break past 6,600.
- On the other hand, PH fixed income investors will likely remain defensive given the low appetite for duration. Some sovereigns are considering replacing planned long term borrowing with short term debt instead in response.

VUL Fund performance depends on various market and economic conditions. Past performance is not a guarantee or indication of future results. Thus, returns are not guaranteed and may differ from the original investment. Information contained in this Fund Performance Report do not constitute advice. For more information on our insurance product/s, please consult a Sales Agency Associates/ Bancassurance Sales Officer.