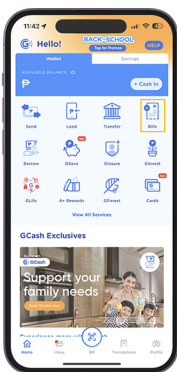


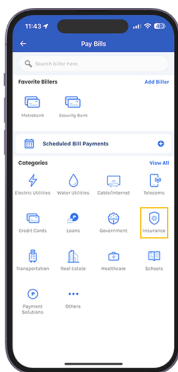
GCash Bills Payment



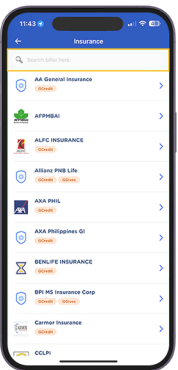
1 Open your GCash App and log in.



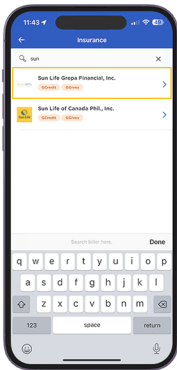
2 Tap on "Bills."



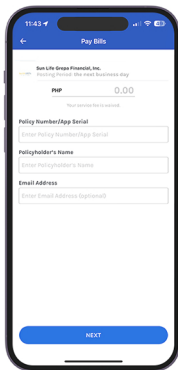
3 Tap on "Insurance."



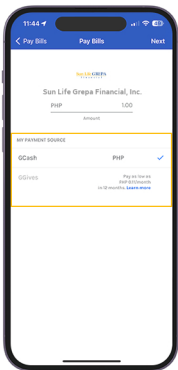
4 Search for "Sun Life Grepa Financial, Inc."



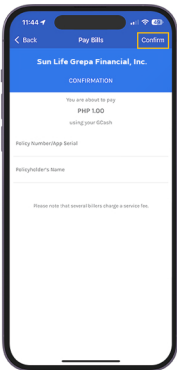
5 Tap on "Sun Life Grepa Financial, Inc."



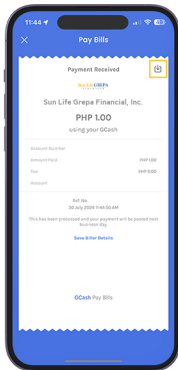
6 Enter the amount you'll be paying and fill out the necessary fields, then click on "Next."



7 Select your "Payment Source" and click "Next" on the upper right corner.



8 Check the details of your payment, then click "Confirm."



9 You can find the details of your payment transaction in the receipt shown.