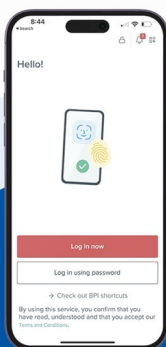


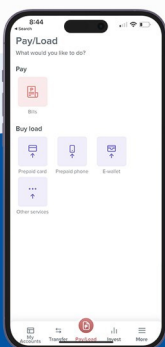


## Pay your next Sun Life Grepa premiums with your BPI credit card

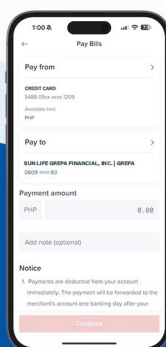
On your BPI app, you can now charge payment thru Bills Payment using your credit card instead of your savings accounts



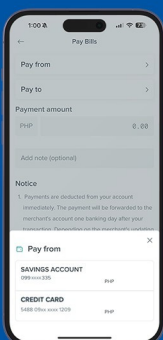
1. Log in to the new BPI app.



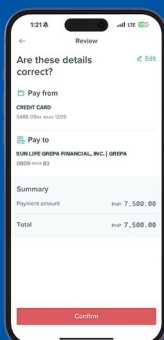
2. Select Pay/Load



3. Select Pay Bill

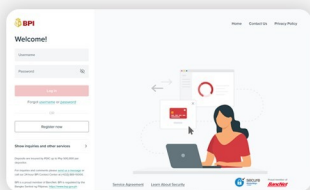


4. Select or Change to Credit Card

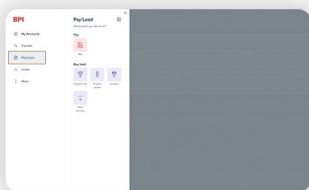


5. Select Sun Life Grepa (SLF GREPA) and Pay

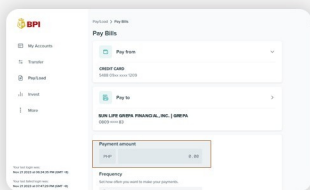
### WEBSITE INSTRUCTIONS



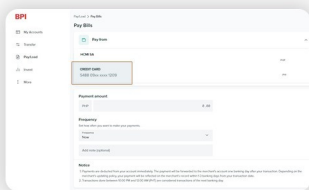
1. Login in to your BPI App



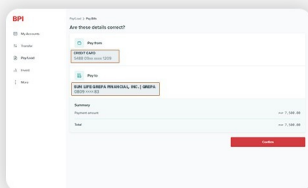
2. Select Pay/Load



3. Select Pay Bill



4. Select or Change to Credit Card



5. Select Sun Life Grepa (SLF GREPA) and Pay

### Important Notes

- For enrollment of Sun Life Grepa Biller. Follow these steps: [bit.ly/SunLifeGrepaviaBPIOOnline](https://bit.ly/SunLifeGrepaviaBPIOOnline)
- Payments made using Credit Card will be posted on the next business day.



### FREQUENTLY ASKED QUESTIONS

#### What are the qualified BPI credit cards to be used as payment source?

- Amore Cashback Card
- Amore Platinum Cashback Card
- Blue Mastercard
- Corporate Mastercard
- eCredit Mastercard
- Edge Mastercard
- Gold Mastercard
- Petron-BPI Mastercard
- Platinum Rewards Mastercard
- Visa Signature Card

#### Who do I contact in case there are issues encountered?

In case of issues/ concerns, please contact [wecare@sunlifegrepa.com](mailto:wecare@sunlifegrepa.com) or call (+632) 8849-9633.